



Robert Munsch Public School



JK ORIENTATION SESSION
Wednesday May 13, 2015


[@rmpsyr](http://rmpsyr.com)



Welcome and Introduction




- ◆ Big step on a long journey
- ◆ Exciting time for you and your child
- ◆ Partnership between parent/
guardian and school in supporting
your child's learning



Purpose of This Session



- ◆ To support you in preparing your child for the first year of school
- ◆ To set the stage for success
- ◆ To meet each other and share information



The Kindergarten Program



The Ministry's Early Years Learning program is a two-year continuum and addresses learning in:


- ◆ Personal and Social Development
- ◆ Language (Literacy)
- ◆ Mathematics (Mathematical Literacy)
- ◆ Science and Technology
- ◆ Health and Physical Activity
- ◆ The Arts

A copy of this curriculum document is available at The Ministry of Education website (see package)



Team Approach

- ◆ A teacher
- ◆ A Designated Early Childhood Educator
- ◆ Additional staff in our building – ex. Education Assistants
- ◆ Board staff as needed – ex. Speech and Language Pathologists
- ◆ Check your child's communication folder daily.






Kindergarten Day




- ◆ Daily Schedule
- ◆ 8:10 Entry
- ◆ 8:10 – 9:50 Morning block
- ◆ 9:50 – 10:20 – Snack and outdoor
- ◆ 10:20 – 12:00 Mid day block
- ◆ 12:00 – 1:00 – Lunch and outdoor play
- ◆ 1:00 – 2:40 Afternoon block
- ◆ 2:40- Dismissal



Snacks and Lunches




- ◆ Food allergies – no nut or nut products (Nutella included)
- ◆ Nutritious
- ◆ Easy to open independently
- ◆ Child is able to eat independently
- ◆ Food that does not require heating
- ◆ Litterless lunches and healthy foods
- ◆ Identifying snacks and lunch for child
- ◆ Prepare lunches and snacks the night before



Washroom and Self-Help Routines



- ◆ At school, children:
 - Use washroom independently
 - Wash hands with soap
 - Dress and undress
 - » belts
 - » overalls
 - » zippers
 - » buttons
 - » coat, boots, hats, mittens, shoes




Dressing for Success



- ◆ Comfortable clothing
- ◆ Dress for activity
- ◆ Change of clothing
 - Kept at school in a labelled bag
 - In the event of an accident, please ensure extra set of clothes are replenished



- ◆ Labelled
- ◆ Indoor and outdoor shoes (velcro preferred)
- ◆ Practice dressing independently prior to come to school






Arrival and Dismissal




- ◆ School starts at 8:10
- ◆ Independently use coat hooks, cubbies
- ◆ Recognize name
- ◆ Dismissal 2:40
- ◆ Pick up children at the gate



School Supplies




- ◆ Backpack large enough to hold a lunch bag and books
- ◆ Lunch/snack bag
- ◆ Indoor velcro shoes



Helpful Information




- ◆ Kindergarten children who live greater than 1.2 kilometres from the school are entitled to bus transportation.
- ◆ Upon arrival a staff member meets all students in the bus loop.
- ◆ For more information on bussing please visit www.schoolbuscity.com



Preparing for the First Day of School




- ◆ Over the summer:
 - Watch the school as it is built this spring
 - Find the outside entrance to the Kindergarten area.
 - Establish bedtime routines and morning routines.
 - Make up a fun goodbye routine and practise it in other situations before school starts.
 - Class lists will be available the first day of school.



Materials to Have at Home



- ◆ Magnetic letters and numbers
- ◆ Thick crayons, pencils
- ◆ Construction paper
- ◆ Scribble and/or notebook
- ◆ Glue stick, children's scissors
- ◆ Concept and story books
- ◆ Extra measuring cups, spoons to play with in the sand or water
- ◆ Well lit quiet area at home for reading




First Day of School



- ◆ Make the first day fun.
- ◆ Will be staggered for JKs a letter will indicate your child's start time.
- ◆ Get up in time to get everything done without rushing.
- ◆ Be calm.
- ◆ Talk about the fun things (s)he will be doing.
- ◆ Take your child to the bus stop or to the school.
- ◆ Make sure your child gets to school on time and is picked up on time.


The first day of school is a big event in the life of a family, make it a positive one!



Saying Goodbye....



- ◆ Introduce your child to a buddy from his/her class.
- ◆ Give your child a kiss and say goodbye.
- ◆ Practise your goodbye routine ahead of time.
- ◆ Reassure your child that you know (s)he'll be okay.



Additional supports

- ◆ Our school blog <http://rmpsyr.com>
- ◆ Twitter: [@rmpsyr](https://twitter.com/rmpsyr)

